

8

7

6

5

4

3

1

THIS DOCUMENT CONTAINS PROPRIETARY INFORMATION WHICH MAY NOT BE DISCLOSED TO OTHERS, REPRODUCED OR USED WITHOUT AUTHORITY FROM INNOVIVE.

D

D

C

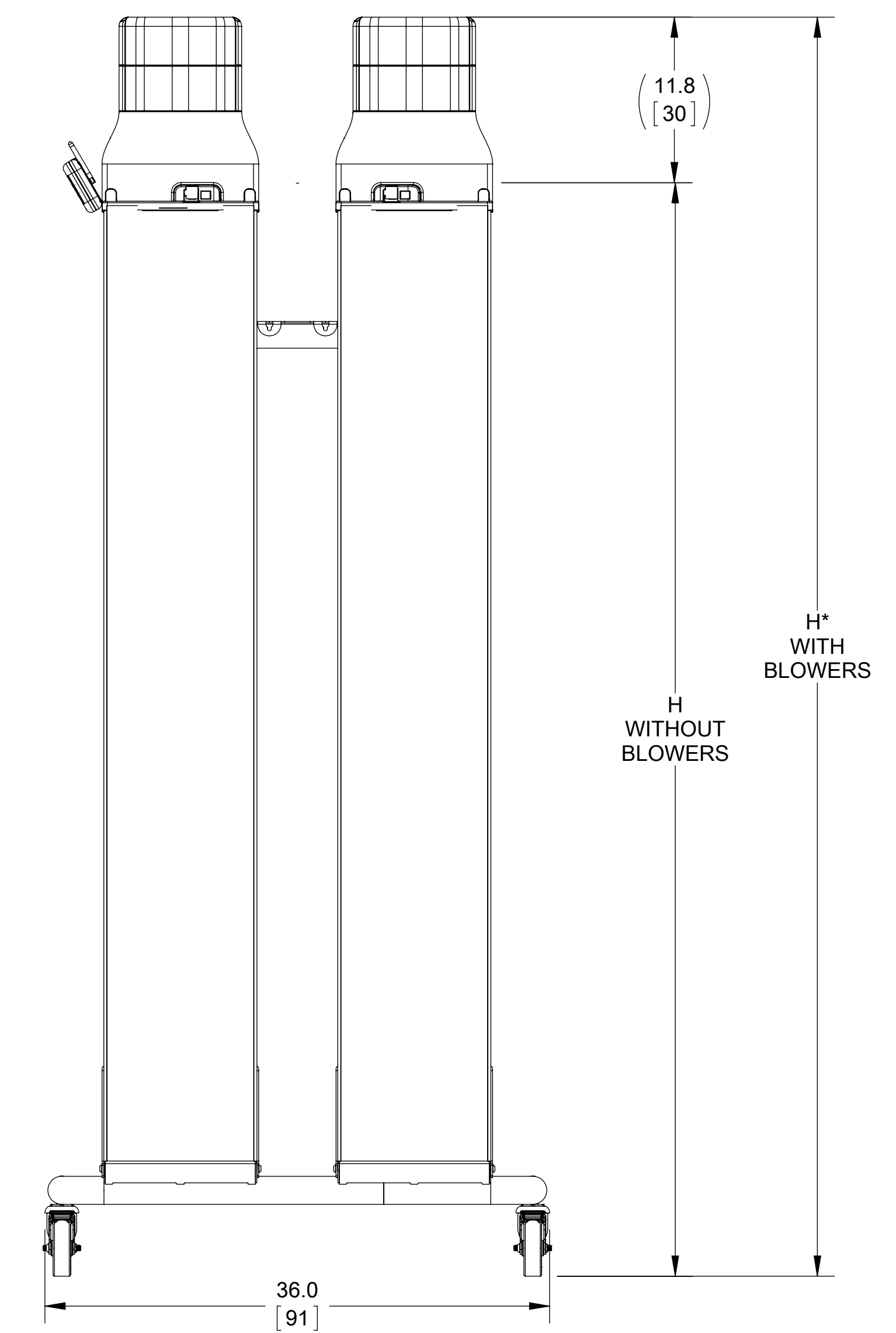
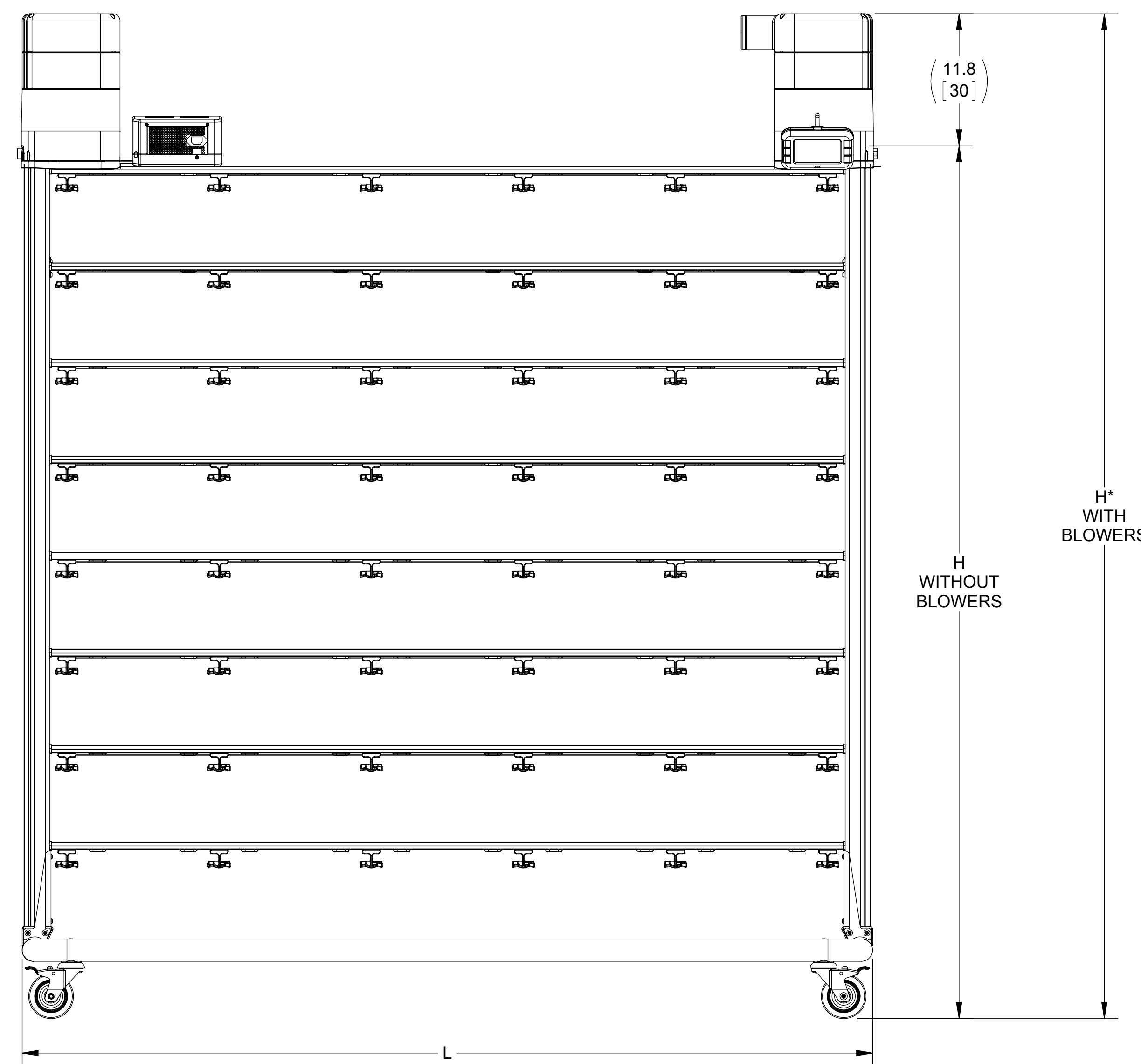
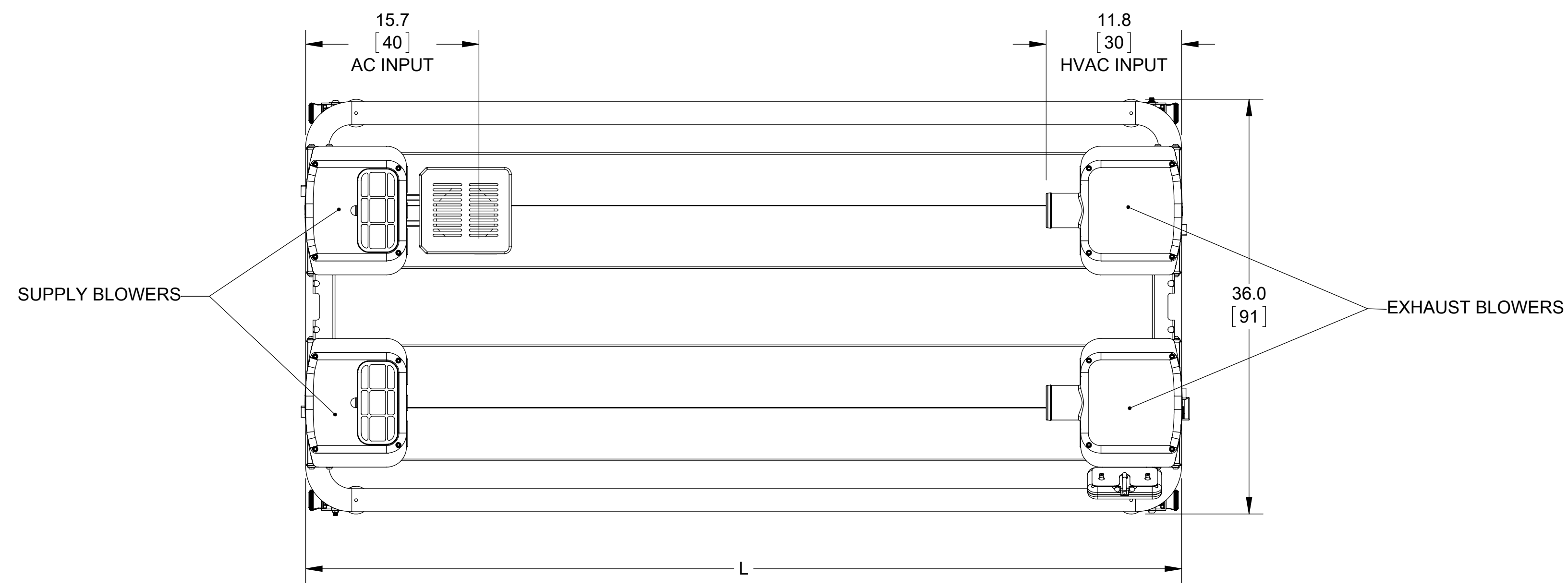
C

B

B

A

A



Innovive		SIZE	CAGE CODE	DWG NO.
DRAWN		D	-	
CAD FILE		SCALE	1:12	SHEET 1 OF 2

8

7

6

5

4

3

2

1

8

7

6

5

4

3

1

THIS DOCUMENT CONTAINS PROPRIETARY INFORMATION WHICH MAY NOT BE DISCLOSED TO OTHERS, REPRODUCED OR USED WITHOUT AUTHORITY FROM INNOVIVE.

PRODUCT	DOUBLE-SIDED INNORACK IVC RAT
ELECTRICAL INPUT SPECIFICATIONS	100-240 VAC, 12-6 A, 47Hz-63Hz
PLUG TYPE	NEMA 5-15 PLUG AND IEC 320 CONNECTOR
LENGTH OF CORD	118 IN. [300 CM]

**\*TO ENSURE BEST RESULTS A THIMBLE OR  
ADJUSTABLE VALVE SHOULD BE INSTALLED  
AT EACH CEILING DROP.**

PRODUCT CODE	NO. ROWS	NO. COLUMNS	NO. CAGE POSITIONS	LENGTH (L)		HEIGHT WITHOUT BLOWERS (H)		HEIGHT WITH BLOWERS (H*)		WEIGHT		WEIGHT WITH CAGES		HVAC cubic feet / min (CFM)
				inches (in)	centimeters (cm)	inches (in)	centimeters (cm)	inches (in)	centimeters (cm)	pounds (lbs)	kilograms (kg)	pounds (lbs)	kilograms (kg)	
RD-5-6-60	6	5	60	78.5	199	60.8	154	72.6	184	377	171	452	205	35
RD-5-7-70	7	5	70	78.5	199	69.4	176	81.2	206	415	188	503	228	41
RD-5-8-80	8	5	80	78.5	199	78.0	198	89.8	228	453	206	553	251	47

Innovive	SIZE <b>D</b>	CAGE CODE -	DWG NO.	REV
DRAWN	SCALE 1:12	SHEET 2 OF 2		
CAD FILE				

DEC05

8

7

6

5

4

3

2

1