

8

7

6

5

4

3

1

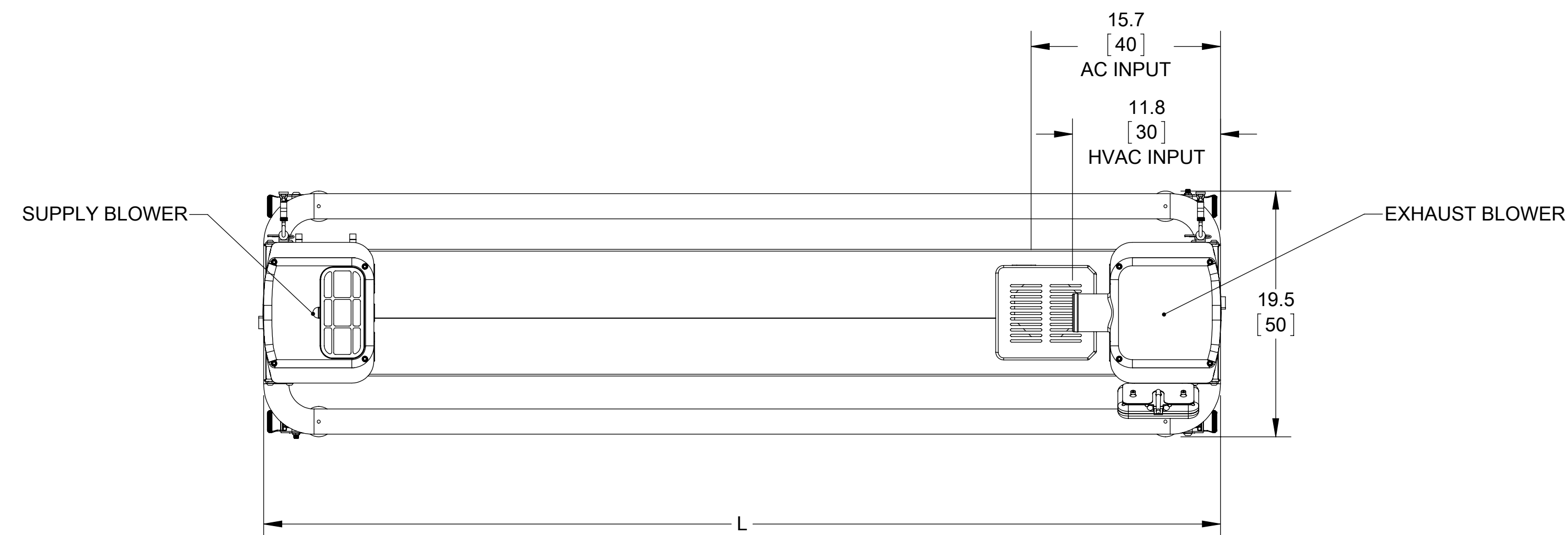
THIS DOCUMENT CONTAINS PROPRIETARY INFORMATION WHICH MAY NOT BE DISCLOSED TO OTHERS, REPRODUCED OR USED WITHOUT AUTHORITY FROM INNOVIVE.



DISPOSABLECAGES.COM

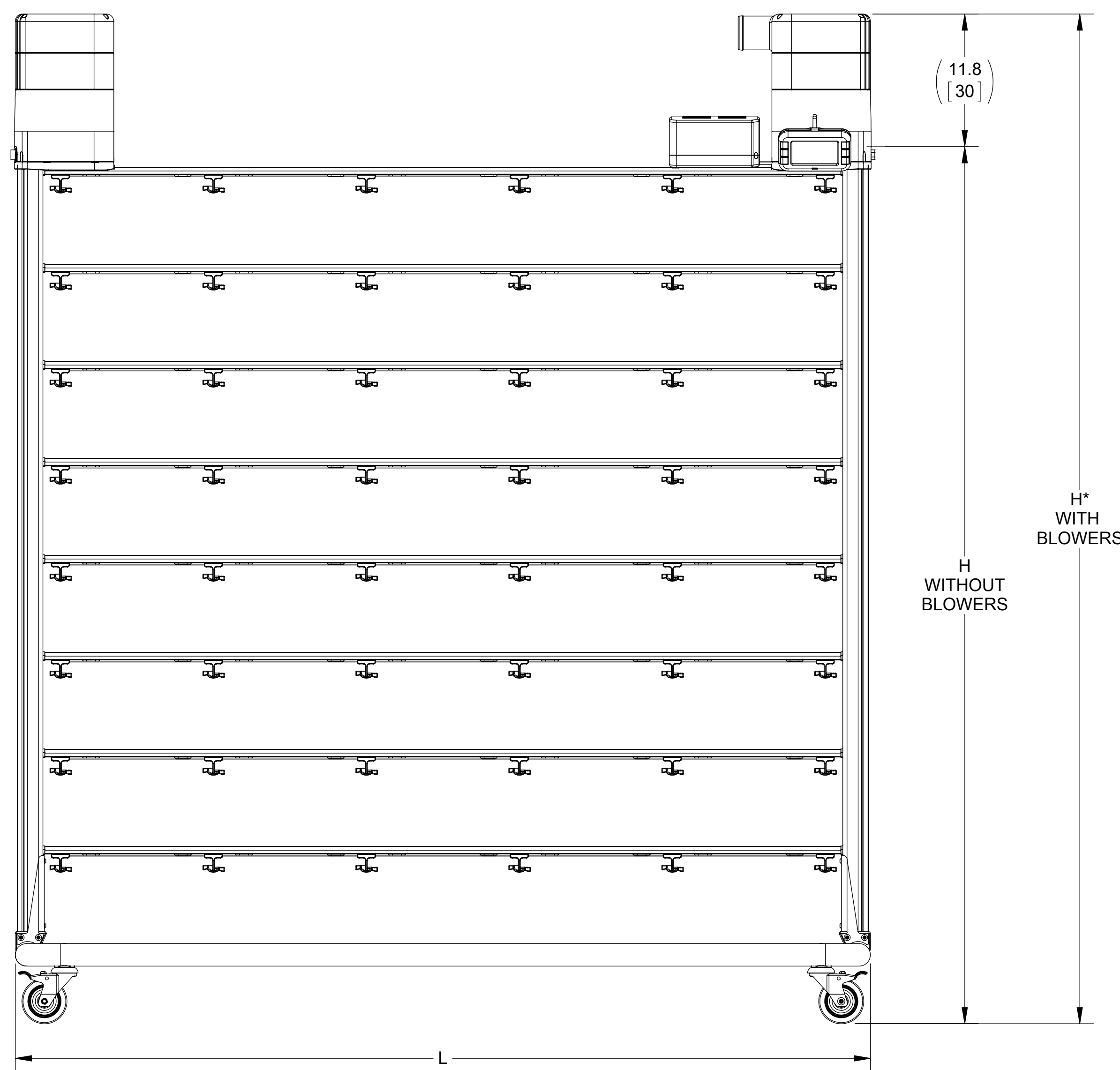
D

D



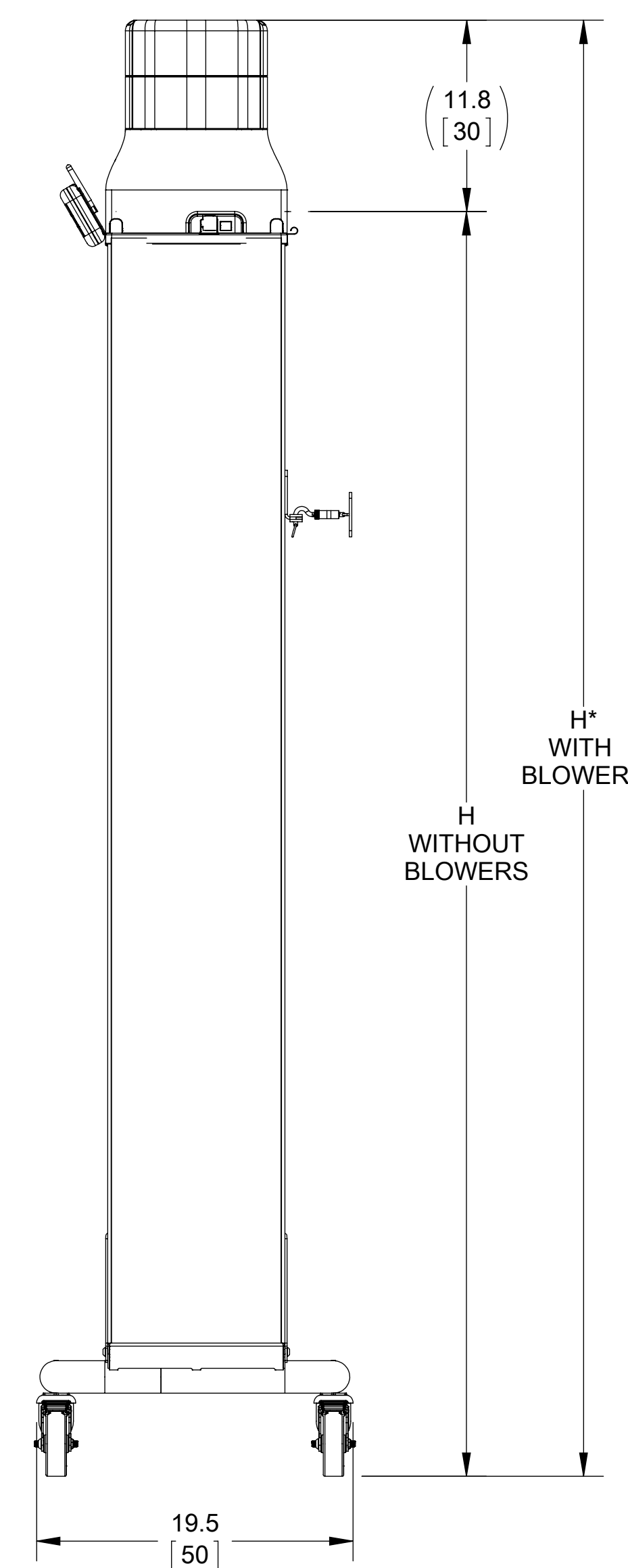
C

C



B

B



A

A

8

7

6

5

4

3

2

1

Innovive	SIZE	CAGE CODE	DWG NO.
DRAWN	D	-	
CAD FILE	SCALE	1:12	SHEET 1 OF 2

8

7

6

5

4

3

1

THIS DOCUMENT CONTAINS PROPRIETARY INFORMATION WHICH MAY NOT BE DISCLOSED TO OTHERS, REPRODUCED OR USED WITHOUT AUTHORITY FROM INNOVIVE.

PRODUCT	SINGLE-SIDED INNORACK IVC RAT
ELECTRICAL INPUT SPECIFICATIONS	100-240 VAC, 12-6 A, 47Hz-63Hz
PLUG TYPE	NEMA 5-15 PLUG AND IEC 320 CONNECTOR
LENGTH OF CORD	118 IN. [300 CM]

***TO ENSURE BEST RESULTS A THIMBLE OR ADJUSTABLE VALVE SHOULD BE INSTALLED AT EACH CEILING DROP.**

PRODUCT CODE	NO. ROWS	NO. COLUMNS	NO. CAGE POSITIONS	LENGTH (L)		HEIGHT WITHOUT BLOWERS (H)		HEIGHT WITH BLOWERS (H*)		WEIGHT		WEIGHT WITH CAGES		HVAC
				inches (in)	centimeters (cm)	inches (in)	centimeters (cm)	inches (in)	centimeters (cm)	pounds (lbs)	kilograms (kg)	pounds (lbs)	kilograms (kg)	cubic feet / min (CFM)
RS-5-6-30	6	5	30	78.5	199	60.8	154	72.6	184	201	91	239	109	18
RS-5-7-35	7	5	35	78.5	199	69.4	176	81.2	206	220	100	264	120	20
RS-5-8-40	8	5	40	78.5	199	78.0	198	89.8	228	239	109	289	131	23

D

D

C

C

B

B

A

A

Innovive	SIZE	CAGE CODE	DWG NO.	REV
DRAWN	D	-		
CAD FILE	SCALE	1:12	SHEET	2 OF 2

DEC05

8

7

6

5

4

3

2

1